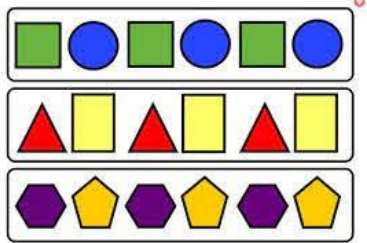



MONDAY




We will be using beads, pegs, shapes and other objects to make a repeating pattern. At home you could find 2 shapes and use them to print a pattern, you can print with almost anything: a wooden brick, a lipstick tube..... Watch a teacher singing the pattern song on class dojo.

TUESDAY

Listen to one of the teachers reading Day monkey, Night Monkey on class dojo. Talk about nocturnal/diurnal animals. You can also fold a piece of paper in half and draw a sun on one side and a moon on the other. Draw pictures of what we do in the day time on one side: have breakfast and lunch, get dressed, play, go to nursery and pictures of what we do at night/in the dark on the other side: have tea, have a bath, brush our teeth, bedtime story, sleep.




WEDNESDAY



Listen to one of the teachers reading 7 ways to catch the moon on class dojo. How would you get to the moon? Would it work? Why, why not? Make a page in the book: draw a picture of yourself catching the moon a different way, ask your grown up to write down why it will or will not work.

THURSDAY

Listen to one of the teachers reading the Elves and the Shoemakers on Class Dojo. You could make a shoe shop with shoes in your household. Which ones are the biggest, smallest? Can you see the sizes on them? You could make price labels for them and use real pennies to sell them to your customers. Make sure they fit: not too big and not too small!



FRIDAY

I spy with my little eye, something beginning with a. Can you find things in your house beginning with a and s. Mix them up and then sort them into 2 piles. If your child is ready to write: "around the apple and down the leaf" to get the correct letter formation.

