



MONDAY



We are learning about shapes in nursery. We are making pictures like Mondrian by putting masking tape in horizontal and vertical strips on card/paper, painting the squares and rectangles in different colours. When the paint is dry take the masking tape off. Why not go on a shape hunt too and see which shapes you can find: look for doors, windows, rooves, wheels, road signs....

TUESDAY




Watch one of the teachers reading Owl babies. Talk about nocturnal animals. We are also talking about our feelings: what makes us happy, sad, scared. If we feel sad or scared, what can we do about it?

WEDNESDAY

Today is Remembrance Day. Watch a clip from cbeebies explaining why we remember


[here](#)

You could use circles to print poppies: one big one for the middle and one small one to print petals, like this:



Or create your own poppies using paint, crayons, play dough or anything you like: send us a photo!

THURSDAY



Watch one of the teachers reading Funnybones. See if you can spot the rhyming words.

If you have black paper and chalk, cotton buds or matchsticks (with the red end cut off) you could make a picture of a skeleton

FRIDAY

Today is Children in Need day. In nursery we will be wearing spots and doing spotty paintings. You could do some spotty paintings yourself: use a cotton bud to dip in paint and make tiny spots.

Watch one of the teachers reading this book about children playing all over the world. Talk about where the Children in Need money goes and how some children need our help.

